












<div>  </div>					
Unit	Goals	Vocabulary/ Grammar	Activities	Assesments	Resources
Introducing yourself/Greetings	To know how to introduce him/herself.	INTRODUCE SELF: Hola-Hello ¿Cómo te llamas?/What is your name? Me llamo...-My name is... Adios!	Worked on a conversation by listening to the teacher and by recognising the meaning of the words we learned in the conversation in both languages (introducing yourself).	Test-Listening (draw/circle)	Puppet Show Model
Greetings and Courtesy Words	To know how to use greetings according to the time of the day. To recognise the meaning of courtesy words.	Greetings: Buenos dias/Buenas tardes/Buenas noches Courtesy Words: Por favor, Gracias, De nada	Color and copy the words.	Test-Listening (draw/circle/match)	Simon says Game Videos: https://www.youtube.com/watch?v=kdDu8pFbnRc
Colors	To recognize the colors.	Rojo-Red Negro-Black Naranja o Anaranjado-Orange Amarillo-Yellow White-Blanco Gris-Grey Azul-Blue Verde-Green Morado-Purple Café o Marrón-Brown	<u>They listen to the teacher and recognise the colors in order to color a picture (colors).</u> <u>Color the picture according to the color they hear from the teacher.</u>	Test-Listening (color/circle)	Flashcards Games Videos: https://www.youtube.com/watch?v=M9hxEpBvKdA http://www.youtube.com/watch?v=DsRkoZGaoEM https://www.youtube.com/watch?v=j301MCENTwQ https://www.youtube.com/watch?v=uUlbAcZzH2o
Hispanic countries	To learn facts about a Hispanic Country.	Moneda Comida Pais Religion Capital	Research about a Hispanic Country and fill in the research guide.	Oral presentation about the assigned hispanic country. Test (draw a fact)	Research Guide Research questionnaire Project Guide Presentation Support
Numbers	To count and to recognize numbers up to 20.	<div> Los números 0-30  </div>	Match the figure with number. Listen to the number mentioned by the teacher and write it down. Follow the number sequence.	Test (match, circle, write numbers)	Flashcards Games Video: Video: https://www.youtube.com/watch?v=CQoLqBBPaTk
La Navidad	To recognize Christmas vocabulary. To understand Spanish Carol songs.	<div> ¿Cómo se dice...? Christmas Edition  </div>	Color the Christmas pictures and copy the words.	Project: Booklet	Flashcards Games Video: https://www.youtube.com/watch?v=zHxg73ppMbs https://www.youtube.com/watch?v=27P6LBFsAvE
La Familia	To recognise main Family Members.	<u>Papá-Dad</u> <u>Mamá-Mom</u> <u>Hijo-Son</u> <u>Hija-Daughter</u> <u>Hermano-Brother</u> <u>Hermana-Sister</u> <u>Abuelo-Grandfather</u> <u>Abuela-Grandmother</u> .	Draw family members. Copy the family member in Spanish on the picture that corresponds.	Test (match, listen, cut and paste)	Flashcards Videos: https://www.youtube.com/watch?app=desktop&v=yFWulprnNvQ https://safeshare.tv/watch?v=q00LeM6nDJA

Unit	Goals	Vocabulary/ Grammar	Activities	Assesments	Resources
Introducing yourself	To know how to introduce him/herself.	INTRODUCER SELF: Hola-Hello ¿Cómo te llamas?/What is your name? Me llamo...-My name is... ¿Cuántos años tienes? Tengo ____ años. ¡Hasta luego! ¡Adios!	Worked on a conversation using different	Test-Listening (Draw/Circle/Write)	Puppet Show Model (Mono-Jeffrey) Complete a handout by listening to ways to introduce themselves and to end a conversation.
Introduce Greetings	To know how to use greetings according to the time of the day.		Color and copy the words. Write a short sentence: Buenos dias, mama.	Test-Listening (draw/circle/match/write)	VIDEOS https://www.youtube.com/watch?v=kdDu8pFbnRc
Colors	To recognize the colors.	Rojo-Red Negro-Black Naranja o Anaranjado-Orange Amarillo-Yellow White-Blanco Gris-Grey Azul-Blue Verde-Green Morado-Purple Café o Marrón-Brown Gris-Grey	Listen to the teacher and recognise the colors in order to color a picture (colors). Write a short sentence. Ex: Es verde.	Test-Listening (color/circle)	VIDEOS https://www.youtube.com/watch?v=M9hxEpBvKdA http://www.youtube.com/watch?v=DsRkoZGaoEM https://www.youtube.com/watch?v=j3O1MCENTwQ https://www.youtube.com/watch?v=uUlbAcZzH2o
Hispanic countries	To learn facts about a Hispanic country.	Bandera-Flag Mapa-Map Capital-Capital city Comida-Food Moneda-Money Religión-Religion Sports-Deportes Sitios Turísticos-Attractions Datos importantes-Facts	-Research facts about an assigned country and fill in the research guide.	Oral presentation about the assigned hispanic country Test (draw facts, write)	Research Guide Research questionnaire

Numbers	To count, to recognize the number, to write the numbers in figures and to match/represent the quantity to the figure.	<p>1 uno 2 dos 3 tres 4 cuatro 5 cinco 6 seis 7 siete 8 ocho 9 nueve 10 diez 11 once 12 doce 13 trece 14 catorce 15 quince 16 dieciséis 17 diecisiete 18 dieciocho 19 diecinueve 20 veinte 21 veintiuno 22 veintidós 23 veintitrés 24 veinticuatro 25 veinticinco 26 veintiséis 27 veintisiete 28 veintiocho 29 veintinueve 30 treinta 31 treinta y uno 32 treinta y dos 33 treinta y tres 34 treinta y cuatro 35 treinta y cinco 36 treinta y seis 37 treinta y siete 38 treinta y ocho 39 treinta y nueve 40 cuarenta 41 cuarenta y uno 42 cuarenta y dos 43 cuarenta y tres 44 cuarenta y cuatro 45 cuarenta y cinco 46 cuarenta y seis 47 cuarenta y siete 48 cuarenta y ocho 49 cuarenta y nueve 50 cincuenta</p>	<p>Match the figure with the number.</p> <p>Listen to the number mentioned by the teacher and write it down.</p> <p>Follow the number sequence.</p> <p>Complete the number sequence.</p>	Test (match, circle, write)	<p>Videos:</p> <p>https://www.youtube.com/watch?v=HuYFP0IGH2k&app=desktop</p> <p>https://www.youtube.com/watch?v=2XCj9Kg40RI</p> <p>https://www.youtube.com/watch?v=r_P5YjPmYsY</p> <p>https://www.youtube.com/watch?v=JHqOdzw0VcQ (learn by 10's up to 50 only)</p> <p>https://www.youtube.com/watch?v=cd_cTyNLHLw (learn by 10's up to 50 only)</p>
La Navidad	<p>To recognize Christmas vocabulary.</p> <p>To understand Spanish Carol songs.</p> <p>To create simple sentences.</p>		<p>Color the Christmas word pictures and copy them (pages).</p> <p>Write simple sentences.</p>	Project: Booklet	<p>Video:</p> <p>https://www.youtube.com/watch?v=zHxg73ppMbs https://www.youtube.com/watch?v=27P6LBFsAvE</p>


La Familia	<p>To recognise main Family Members.</p> <p>To write simple sentences introducing family members: Es mi hermano. Es (name: Tom).</p>	<p>Papá-Dad Mamá-Mom Hermano-Brother Hermana-Sister Abuelo-Grandfather Abuela-Grandmother Tío-Uncle Tía-Aunt Primo-Male cousin Prima-female cousin Primos-2 or more male cousins Primas-2 or more female cousins A male and a female cousin</p>	<p>Draw family members and label them.</p> <p>Copy the family member in Spanish on the picture that corresponds.</p> <p>Write simple sentences introducing family members; ex: Es mi papa. Es Sam.</p>	<p>Test (match, listen, cut and paste, write)</p>	<p>VIDEOS https://www.youtube.com/watch?app=desktop&v=yFwulprnNvQ https://www.youtube.com/watch?app=desktop&v=EgN_w3dqMU0&feature=youtu.be https://www.youtube.com/watch?v=oAwHGX55FB8 La familia - The Family (Español - Ingles) Video para niños - YouTube</p>
El Alfabeto	<p>To recognise the letter names and sounds of the Alphabet in Spanish.</p> <p>To read words; they will be encouraged to read syllables, make words with syllables and read complete words (ca-sa; casa).</p> <p>Create simple sentences with words: Yo veo la casa. Es verde.-Me gusta la casa. Es verde.-Yo tengo una casa. Es verde.</p>		<p>Handouts: Make, write and read words formed by syllables.</p> <p>Create sentences.</p>	<p>Test (write the letter they hear, join syllables to make words, write words)</p>	<p>Videos: The Vowels: http://m.youtube.com/watch?v=J3m5WNefmwQ&feature=fvwrrel The Alphabet: https://www.youtube.com/watch?va=MhYKuKA0qLo https://www.youtube.com/watch?v=7gbXrkiSpZ8&t=86s (syllables) https://www.youtube.com/watch?v=j1RIUuftxKo&t=201s (silabas) https://www.youtube.com/watch?v=E1yyyf_EP3E (read words)</p>
Class objects	<p>To recognize classroom objects.</p> <p>To review the alphabet by identifying the initial sound of the classroom object words.</p> <p>To create simple sentences describing classroom objects; ex: Yo veo la silla verde.</p>		<p>Listen to the word the teacher says and match it to the correct picture.</p> <p>Create an Alphabet Pocket Chart and cut or draw classroom objects that start with each letter of the alphabet.</p> <p>Create simple sentences</p>	<p>Test (match the classroom object to the word, write, listen)</p>	<p>VIDEOS https://www.youtube.com/watch?v=jww7Jz79dWM https://www.youtube.com/watch?v=DrnLoSmCdWc</p>



<p>Days of the week/ months/ seasons/ weather</p>	<p>To be able to recognize the words related to the days of the week and write it on the special they have each day and on any of the activities, they might do on the weekend.</p> <p>To recognize months of the year.</p> <p>To recognize the four seasons.</p> <p>To express weather by completing the sentence: Está _____ (type of weather).</p>	 <p>DAYS OF THE WEEK VOCABULARY Monday-lunes Tuesday-martes Wednesday-miércoles Thursday-jueves Friday-viernes Saturday-sábado Sunday-domingo</p> <p>SEASONS VOCABULARY Spring-primavera Summer-verano Fall-otoño Winter-invierno</p> 	<p>They listen to the day of the week the teacher say in English or Spanish and match it to the correct one.</p> <p>They match the season say by the teacher with the picture that correspond.</p> <p>They complete the missing month in the sequence. They will have a word bank and the teacher will read the words aloud.</p> <p>They draw the weather in the box (the teacher will read aloud the type of Weather they should draw) and to complete the sentence: Está _____ (type of weather).</p> <p>Weather Journal (Copy Day of the Week, the Month, the Season and the Weather-Draw a picture of the School place we are recording the information already mentioned).</p>	<p>Test (listen, match, complete, draw, write)</p>	<p>Videos: DAYS OF THE WEEK VIDEOS https://www.youtube.com/watch?v=hToVB60yFS8</p> <p>https://www.youtube.com/watch?v=NO6i8LBFdk</p> <p>SEASONS VIDEOS https://www.youtube.com/watch?v=T-L0Jrf77eA</p> <p>https://www.youtube.com/watch?v=b6XSdJ4ujPs</p> <p>MONTHS OF THE YEAR https://www.youtube.com/watch?v=vjhCLVVSXQ</p> <p>https://www.youtube.com/watch?v=dFIDg6LOPI4</p> <p>WEATHER https://www.youtube.com/watch?v=CGImwvqwycc</p>
<p>Animals: Rainforest/ Barn</p>	<p>To recognize a variety of rainforest and barn animals. To create simple sentences with the animals: "Yo veo el perro cafe. To identify body parts.</p>	 	<p>They draw and label the animals and the body parts.</p> <p>They write simple sentences with the animals: Me gusta el gato marron.</p>	<p>Test (listen draw, write)</p>	<p>VIDEOS RAINFOREST: https://www.youtube.com/watch?v=KtwJNzL8gdc BARN: https://www.youtube.com/watch?v=2IMOUd_kSto https://www.youtube.com/watch?v=EXr6QTZKPuA BODY PARTS: https://www.youtube.com/watch?v=3cHWqntYUHI</p>





NOTES					TO DO

Unit	Goals	Vocabulary/ Grammar		Assesments	Resources
Introduce yourself	To know how to introduce him/herself.	INTRODUCE SELF: We worked on a conversation by answering the following questions: Hola-Hello ¿Cómo te llamas?/What is your name? Me llamo...-My name is... Donde vives?/Where do you live? Vivo en Raleigh./I live in Raleigh. ¡Chao!/Bye! ¡Adiós!/Bye!	Color and copy the words. Write a short sentence. Ex: Buenos dias mama; estoy bien. -Listen to the teacher and recognise the colors in order to color a picture (colors). -Write a short sentence. El carro es verde. -Games: Veo, Veo algo de color.../Cintas de colores	Test-Listening (Draw/Circle/Write)	Puppet Show Model (Mono-Jeffrey) Complete a handout by listening to ways to introduce themselves and to end a conversation.
Introduce Greetings	To know how to use greetings according to the time of the day.		-Research facts about an assigned country and fill in the research guide.	Test-Listening (draw/circle/match/write)	VIDEOS https://www.youtube.com/watch?v=kdDu8pFbnRc
Colors	To recognize the colors. To write sentences that describe the color of an object. Ex: El libro es azul.	Rojo-Red Negro-Black Naranja o Anaranjado-Orange Amarillo-Yellow White-Blanco Gris-Grey Azul-Blue Verde-Green Morado-Purple Café o Marrón-Brown		Test-Listening (color/circle, write)	VIDEOS https://www.youtube.com/watch?v=M9hxEpBvKdA http://www.youtube.com/watch?v=DsRkoZGaoEM https://www.youtube.com/watch?v=j3O1MCENTwQ https://www.youtube.com/watch?v=uUlbAcZzH2o
Hispanic countries	To learn facts about a Hispanic country.	Bandera-Flag Mapa-Map Capital-Capital city Comida-Food Moneda-Money Religión-Religion Datos importantes-Facts	Reasearch facts about an assigned country.	Oral presentation about the assigned hispanic country. Test (write about 2 facts)	Research Guide Research questionnaire


Numbers	To count, to recognize the number, to write the numbers in figures and to match/represent the quantity to the figure.	<p>Numbers 0-9</p> <p>0 – cero</p> <p>1 – uno</p> <p>2 – dos</p> <p>3 – tres</p> <p>4 – cuatro</p> <p>5 – cinco</p> <p>6 – seis</p> <p>7 – siete</p> <p>8 – ocho</p> <p>9 – nueve</p> <p>Numbers 10-99</p> <p>10 – diez</p> <p>11 – once</p> <p>12 – doce</p> <p>13 – trece</p> <p>14 – catorce</p> <p>15 – quince</p> <p>16 – dieciséis</p> <p>17 – diecisiete</p> <p>18 – dieciocho</p> <p>19 – diecinueve</p> <p>20 – veinte</p> <p>21 – veintiuno</p> <p>22 – veintidós</p> <p>23 – veintitrés</p> <p>24 – veinticuatro</p> <p>25 – veinticinco</p> <p>26 – veintiséis</p> <p>30 – treinta</p> <p>31 – treinta y uno</p> <p>32 – treinta y dos</p> <p>33 – treinta y tres</p> <p>40 – cuarenta</p> <p>41 – cuarenta y uno</p> <p>42 – cuarenta y dos</p> <p>50 – cincuenta</p> <p>60 – sesenta</p> <p>70 – setenta</p> <p>80 – ochenta</p> <p>90 – noventa</p> <p>100 – cien</p>	<p>Match figure with number.</p> <p>Listen to the number mentioned by the teacher and write the number in figures.</p> <p>Follow the number sequence.</p> <p>Complete the number sequence.</p>	Test (match, circle, write)	<p>Videos:</p> <p>https://www.youtube.com/watch?v=sz6FCG3ZVJ8</p> <p>https://www.youtube.com/watch?v=unbPV7I2_vI</p> <p>https://www.youtube.com/watch?v=fVh43cTZzTE</p> <p>https://www.youtube.com/watch?v=2Eu0FLYkt5Y</p> <p>https://www.youtube.com/watch?v=qJ93x5PMMko</p>
---------	---	--	--	--------------------------------	---

La Navidad	<p>To recognize Christmas vocabulary.</p> <p>To understand Spanish Carol songs.</p> <p>To create sentences.</p>	 <p>La Navidad</p> <p>el nacimiento de Reyes el árbol de Navidad el ángel la tarjeta de Navidad el botón Papa Noel los Reyes Magos el calendario de Adviento</p>	<p>Color the Christmas pictures.</p> <p>Write sentences: La bota es roja y blanca.</p>	Project: Booklet	<p>Video: https://www.youtube.com/watch?v=zHxg73ppMbs https://www.youtube.com/watch?v=4l93__Gpy9s </p>
Familia	<p>-To recognise Family Members.</p> <p>-To Identify main family relationships: Example: La mamá de mi mamá es mi _____abuela_____.</p> <p>-To introduce family members: El es mi hermano. Se llama ... (name:Tom).</p>	<p>Papá-Dad Mamá-Mom Hijo-Son Hija-Daughter Hermano-Brother Hermana-Sister Abuelo-Grandfather Abuela-Grandmother Tío-Uncle Tía-Aunt Primo-Male cousin Prima-female cousin Primos-2 or more male cousins Primas-2 or more female cousins A male and a female cousin</p>	<p>Draw family members.</p> <p>Copy the family member in Spanish on the picture that correspond.</p> <p>Write sentences introducing family members. Ex: El es mi primo. Se llama Peter.</p>	Test (match, listen, cut and paste, write)	<p>VIDEOS https://www.youtube.com/watch?app=desktop&v=yFwulprnNvQ https://www.youtube.com/watch?app=desktop&v=EgN_w3dqMU0&feature=youtu.be https://www.youtube.com/watch?v=oAwHGX55FB8 La familia - The Family (Español - Ingles) Vídeo para niños - YouTube </p>

<p>El Alfabeto</p>	<p>Recognise the letter names and sounds of the Alphabet in Spanish: they will be encouraged to identify the first sound they hear in a word, to write the letter given by the teacher and to complete the missing letter in a word while the teacher reads it (_vión-avión).</p> <p>Read words: they will be encouraged to read syllables, make words with syllables and read complete words (ca-sa; casa).</p> <p>Create and read sentences with words: La casa es roja.-La casa es azul.-La casa es verde.</p> <p>Read books.</p>		<p>Make and read words formed by syllables.</p> <p>Write sentences: La silla es azul.</p>	<p>Test (write the letter they hear, join syllables to make words, write words, write sentences)</p>	<p>VIDEOS: https://www.youtube.com/watch?v=DUNjds6xyH4 https://www.youtube.com/watch?v=DrnLoSmCdWc</p>
<p>Class objects</p>	<p>To recognize the word (teacher read it aloud).</p> <p>To write simple sentences with them. Ex: El libro es rojo.</p>		<p>Listen to the word the teacher says and match it to the correct picture.</p> <p>Create an Alphabet Pocket Chart and cut or draw classroom objects that start with each letter of the alphabet.</p> <p>Create simple sentences describing classroom objects; ex: El libro es rojo.</p>	<p>Test (match the classroom object to the word, write, listen)</p>	<p>VIDEOS https://www.youtube.com/watch?v=DUNjds6xyH4 https://www.youtube.com/watch?v=DrnLoSmCdWc</p>

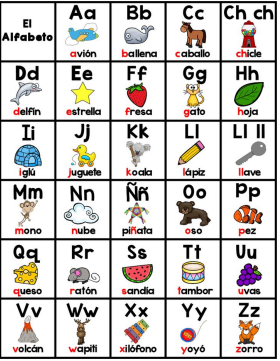

<div>Days of the week/months/seasons/weather</div>	<div><p>To be able to recognize the words related to the days of the week and write it on the special they have each day and on any of the activities, they might do on the weekend.</p><p>To recognize the word related to each season, write it by using the structure: Es _____ (season) and draw a picture related to it.</p><p>To recognize months of the year.</p><p>To express weather by completing the sentence: Está _____ (type of weather).</p></div>	<div><div><div>DAYS OF THE WEEK VOCABULARY</div><div>Monday-lunes Tuesday-martes Wednesday-miércoles Thursday-jueves Friday-viernes Saturday-sábado Sunday-domingo</div></div><div><div>SEASONS VOCABULARY</div><div>Spring-primavera Summer-verano Fall-otoño Winter-invierno</div></div><div><div>Los meses del año</div><table><tr><td>enero</td><td>julio</td></tr><tr><td>febrero</td><td>agosto</td></tr><tr><td>marzo</td><td>septiembre</td></tr><tr><td>abril</td><td>octubre</td></tr><tr><td>mayo</td><td>noviembre</td></tr><tr><td>junio</td><td>diciembre</td></tr></table></div><div><div>¿Qué tiempo hace?</div><div><div><div>Hace sol</div><div>Está nublado</div><div>Hace lluvia</div><div>Hace frío</div><div>Hace calor</div><div>Hace frío</div></div></div></div></div>	enero	julio	febrero	agosto	marzo	septiembre	abril	octubre	mayo	noviembre	junio	diciembre	<div><p>They listen to the day of the week the teacher says in English or Spanish and match it to the correct one.</p><p>They match the season said by the teacher with the picture that correspond.</p><p>They complete the missing month in the sequence. They will have a word bank and the teacher will read the words aloud.</p><p>They draw the weather in the box (the teacher will read aloud the type of Weather they should draw) and to complete the sentence: Está _____ (type of weather).</p><p>Weather Journal (Copy Day of the Week, the Month, the Season and the Weather-Draw a picture of the School place we are recording the information already mentioned).</p></div>	<div><p>Test (listen, match, complete, draw, write)</p></div>	<div><div>Videos: DAYS OF THE WEEK VIDEOS https://www.youtube.com/watch?v=hToVB6OyFS8 https://www.youtube.com/watch?v=NOF6i8LBFDk SEASONS VIDEOS https://www.youtube.com/watch?v=T-LOjRf77eA https://www.youtube.com/watch?v=b6XSdJ4ujPs MONTHS OF THE YEAR https://www.youtube.com/watch?v=vjhCLVVSXQ https://www.youtube.com/watch?v=dFIDg6L0PI4 WEATHER https://www.youtube.com/watch?v=CGImwvqwycc</div></div>
enero	julio																
febrero	agosto																
marzo	septiembre																
abril	octubre																
mayo	noviembre																
junio	diciembre																

<div>Animals: Rainforest/ Barn</div>	<div>To recognize a variety of rainforest and barn animals. To create simple sentences with the animals: "El perro es negro". To identify body parts.</div>	<div><div><div><div>la gallina</div><div>el pavo</div><div>el pato</div><div>la vaca</div></div><div><div>el cerdo</div><div>el caballo</div><div>el gato</div><div>el perro</div></div></div><div><div>el loro</div><div>el loro</div><div>el loro</div><div>el loro</div></div><div><div>el loro</div><div>el loro</div><div>el loro</div><div>el loro</div></div></div> <div><div></div><div><div><div>Cabeza</div><div>Ojo</div><div>Nariz</div><div>Boca</div><div>Estomago</div><div>Mano</div><div>Pierna</div></div><div>MI CUERPO</div><div><div>Cabello</div><div>Oreja</div><div>Dientes</div><div>Cuello</div><div>Brazo</div><div>Rodilla</div><div>Pie</div></div></div></div> <div>They draw and label the animals and the body parts.</div> <div>They create sentences with the animals: El perro es negro. Tiene ojos.</div>	<div>Test (listen draw, write)</div>	<div>VIDEOS RAINFOREST: https://www.youtube.com/watch?v=KtwJNzL8gdc BARN: https://www.youtube.com/watch?v=2IMOUd_kSto https://www.youtube.com/watch?v=FXr6QTZKPuA BODY PARTS: https://www.youtube.com/watch?v=pOg6y-Q59eM https://www.youtube.com/watch?v=wIHlf3awa5g</div>	
NOTES					TO DO


Unit	Goals	Vocabulary/ Grammar	Activities	Assesments	Resources
Introduce yourself	To know how to introduce him/herself.	Introduce self We worked on a conversation by answering the following questions: Me llamo...-My name is... ¿Donde vives?/Where do you live? Vivo en Raleigh./I live in Raleigh. ¿De donde eres?/Where are you from?	Complete the conversation. Create a conversation by partners.	Test: They should be able to listen to the teacher and to answer the questions in the conversation (introducing yourself).	Uncomplete dialogues. Paper to create their own dialogues.
Introduce greetings	To know how to use greetings according to the time of the day and to express emotions. To write sentences expressing the greeting to some one and an emotion; ex: Buenos dias, hermano. Estoy feliz.		Draw and write a sentence with each greeting. Ex: Buenos dias, hermano. Estoy feliz.	Test: They should be able to recognise the meaning of the words through a picture, by doing the actions learned in class and by creating a sentence including the greeting and an emotion.	Video: https://www.youtube.com/watch?v=kdDu8pFbnR
Colors	To recognize colors To create sentences with colors and to describe the object. Ex: La casa es blanca y grande.	Rojo-Red Negro-Black Naranja/Anaranjado-Orange Amarillo-Yellow White-Blanco Gris-Grey Azul-Blue Verde-Green Morado-Purple Café/Marrón-Brown Note:Each student will receive a list of adjectives.	Listen to the teacher and color a picture. Draw pictures using a variety of colors. Create sentences with the pictures and its colors and, describe it. Ex: La silla es alta y bonita.	Test (color, match, write)	Videos: https://www.youtube.com/watch?v=M9hxEpBvKdA http://www.youtube.com/watch?v=DsRKoZGaoEM https://www.youtube.com/watch?v=j301MCEntwQ https://www.youtube.com/watch?v=uUlbAcZzH2o
Hispanic countries	To learn facts about an assigned Hispanic country.	Bandera-Flag Mapa-Map Capital-Capital city Comida-Food Moneda-Money Religión-Religion Sports-Deportes Sitios Turísticos-Attractions Datos importantes-Facts	Research about an assigned Hispanic Country. Fill in the research guide.	Oral presentation about the assigned hispanic country. Test: draw and/or write three facts about a country.	Research guide. Country facts.

		<p>Numbers 0-9</p> <p>0 – cero 1 – uno 2 – dos 3 – tres 4 – cuatro 5 – cinco 6 – seis 7 – siete 8 – ocho 9 – nueve</p> <p>Numbers 10-99</p> <p>10 – diez 11 – once 12 – doce 13 – trece 14 – catorce 15 – quince 16 – dieciséis 17 – diecisiete 18 – dieciocho 19 – diecinueve 20 – veinte 21 – veintiuno 22 – veintidós 23 – veintitrés 24 – veinticuatro 25 – veinticinco 26 – veintiséis 30 – treinta 31 – treinta y uno 32 – treinta y dos 33 – treinta y tres 40 – cuarenta 41 – cuarenta y uno 42 – cuarenta y dos 50 – cincuenta 60 – sesenta 70 – setenta 80 – ochenta 90 – noventa</p> <p>Numbers 100 up to 500</p> <p>Notice that 100 is cien, but in every other number that follows it changes to ciento and it's followed by the next number. For example, 101 is ciento uno and 187 would be ciento ochenta y siete.</p> <p>100 – cien 101 – ciento uno 102 – ciento dos 103 – ciento tres 110 – ciento diez 111 – ciento once 135 – ciento treinta y cinco 200 – doscientos 201 – doscientos uno 202 – doscientos dos 300 – trescientos 400 – cuatrocientos 500 – quinientos</p> <p>Read and write addition and</p>			<p>Videos:</p> <p>https://www.youtube.com/watch?v=cd_cTyNLHLw</p> <p>https://www.youtube.com/watch?v=sz6FCG3ZVJ8&list=PLHP6XmGEwKzKLotQiQwdFn6-0s2jmKud9&index=7</p> <p>https://www.youtube.com/watch?v=1UX-UvY-IWE</p> <p>https://www.youtube.com/watch?v=Z608hl91G3Y (learn up to 500 only)</p>
	<p>To count numbers 0-500.</p> <p>To recognize the number, to write the number in figures and words and, to represent the quantity.</p> <p>To read and write addition, subtraction and multiplication equations.</p>		<p>Handouts related to counting, recognizing, writing and representing numbers.</p> <p>Handouts were they need to solve and write addition, subtraction and multiplication equations.</p>	<p>Test: count, recognize the number, write the numbers in figures and words and match/represent the quantity to the figure or word. They will also read and write addition/subtraction/multiplication equations in Spanish.</p>	



La Navidad	<p>To learn vocabulary related to Christmas and to write sentences that name and describe the object. Ex: El adorno es amarillo y brillante (They will have access to their list of adjectives).</p> <p>To compare and to contrast Hispanic Christmas Traditions with their own Christmas Traditions.</p>		<p>Color Christmas objects and write sentences that describe the objects. Ex: La vela es blanca y nueva.</p>	<p>Pictures and sentences written (Christmas booklet).</p>	<p>Videos: https://www.youtube.com/watch?v=zHxg73ppMbs https://www.youtube.com/watch?v=3LPGxubLc0E</p>
La Familia	<p>-To recognise Family Members -To identify family relationships: Example: La mamá de mi mamá es mi abuela _____. El papá de mi primo es mi tío _____.</p> <p>-To introduce and to describe their family members. Ex: Ella es mi abuela. Se llama Mary. Ella es amable y respetuosa.</p>	<p>Papá-Dad Mamá-Mom Hijo-Son Hija-Daughter Hermano-Brother Hermana-Sister Abuelo-Grandfather Abuela-Grandmother Bisabuelo-Grand-grandfather Bisabuela-Grand-grandmother Tío-Uncle Tía-Aunt Primo-Male cousin Prima-female cousin Primos-2 or more male cousins Primas-2 or more female cousins A male and a female cousins</p>	<p>Draw family members and label them.</p> <p>Write expressions to introduce each family member.</p> <p>Create their own Family Trees.</p>	<p>Test: draw, match, write.</p>	<p>Videos: https://www.youtube.com/watch?app=desktop&v=yFwulprnNvQ https://www.youtube.com/watch?app=desktop&v=EgN_w3dqMU0&feature=youtu.be https://www.youtube.com/watch?v=oAwHqX55FB8 La familia - The Family (Español - Ingles) Vídeo para niños - YouTube La Familia - video educativo para niños - YouTube</p>

<p>El Alfabeto</p>	<p>Recognise the letter names and sounds of the Alphabet in Spanish: they will be encouraged to identify the first sound they hear in a word, to write the letter given by the teacher and to complete the missing letter in a word while the teacher reads it (_vión-avión).</p> <p>Read words: they will be encouraged to read syllables, make words with syllables and read complete words (ca-sa; casa).</p> <p>Create and read sentences where they will describe different objects (adjectives): El borrador es rosado. El borrador es grande. Read books.</p>		<p>Unscramble words and sentences.</p> <p>Organise words in alphabetical order.</p> <p>Read words and sentences. Read books. Write sentences using adjectives.</p>	<p>Test: (read/write syllables, words, sentences and books).</p>	<p>Videos: The Vowels: http://m.youtube.com/watch?v=J3m5WNefmwQ&feature=fvwrel</p> <p>The Alphabet: https://www.youtube.com/watch?v=ksCMatumFjk https://www.youtube.com/watch?v=7gbXrkiSpZ8&t=86s https://www.youtube.com/watch?v=Z7R-QkOXgcU https://www.youtube.com/watch?v=HsSHlpSfLPQ https://www.youtube.com/watch?v=j1RIUuftxKo&t=201s (silabas) https://www.youtube.com/watch?v=E1yyyf_EP3E (read words) https://www.youtube.com/watch?v=7gbXrkiSpZ8&t=86s (syllables) https://www.youtube.com/watch?v=q5QRwiQWDqw (syllables)</p>
<p>Class objects</p>	<p>To recognize the word (teacher read it aloud) and to draw the picture that correspond to it) and to write sentences with them. Ex: El libro es rojo y es grande. (They will have access to their list of adjectives).</p>		<p>-Handouts where they recognize the word (teacher read it aloud), to draw the picture that correspond to it) and to write sentences with them. Ex: El libro es rojo y es grande.</p>	<p>Test: identify, draw and describe the objects. Write sentences.</p>	<p>Videos: https://www.youtube.com/watch?v=JTiVsSAu8uc https://www.youtube.com/watch?v=MM-5QLJzzTc</p>

<p>Days of the week/months/seasons/ weather</p>	<p>DAYS OF THE WEEK The goal is that they are able to recognize the words related to the days of the week and to draw any special activity they do that day.</p> <p>SEASONS The goal is that they are able to recognize the word related to each season, write it, draw a picture related to it and write the months related to each season, as well as a short description of it. Ex: En verano hace calor.</p> <p>WEATHER The goal is to recognize the types of weather and to write a sentence that express this Weather: Está _____ (type of weather).</p> <p>MONTHS The goal is to know them in order and to recognize year events that occur in each month.</p>	<p>DAYS OF THE WEEK Monday-lunes Tuesday-martes Wednesday-miércoles Thursday-jueves Friday-viernes Saturday-sábado Sunday-domingo</p> <p>SEASONS VOCABULARY Spring-primavera Summer-verano Fall-otoño Winter-invierno</p> <p>WEATHER Cloudy-Nublado Sunny-Soleado Rainy-Lluvioso Snowy-Nevooso Windy-Ventoso Stormy-Tormentoso Partly Cloudy-Parcialmente Nublado</p> 	<p>Week schedule Weather journal Games: Pictionary/Matching</p>	<p>Test: match, draw, write</p>	<p>Videos: DAYS OF THE WEEK-MONTHS AND SEASONS VIDEOS https://www.youtube.com/watch?v=ZO-ey3B_XSw</p> <p>https://www.youtube.com/watch?v=MKi8bNAYNkE</p> <p>DAYS OF THE WEEK VIDEOS https://www.youtube.com/watch?v=v7mm8MC1MgY</p> <p>https://www.youtube.com/watch?v=NOF6i8LBFDk</p> <p>SEASONS VIDEOS https://www.youtube.com/watch?v=b6XSdJ4ujPs</p> <p>https://www.youtube.com/watch?v=cZxtMMA-1Cg</p> <p>MONTHS OF THE YEAR VIDEOS https://www.youtube.com/watch?v=-vjhCLVVSXQ</p> <p>https://www.youtube.com/watch?v=dFIDg6LOP</p>
---	---	--	---	---------------------------------	---

<p>Animals: Rainforest/ Barn</p>	<p>To recognize a variety of rainforest and barn animals. To read and comprehend texts related to rainforest and barn animals. To recognize body parts. To create sentences that describe rainforest and barn animals. Ex: El perro es cafe y peludo. El perro tiene ojos.</p>	 	<p>They draw and label the animals and the body parts.</p> <p>They read texts related to rainforest and barn animals.</p> <p>They write sentences describing the animal and mentioning the body parts.</p>	<p>Test (listen, draw, write sentences describing the animals)</p>	<p>VIDEOS RAINFOREST: https://www.youtube.com/watch?v=jHNf1HHekug BARN: http://asomatemasalla.blogspot.com/p/los-animales.html (estructuras) https://www.youtube.com/watch?v=aq_zCnSNn8g https://www.youtube.com/watch?v=05aibKRLz0o&t=25s BODY PARTS: https://www.youtube.com/watch?v=pOg6y-Q59eM https://www.youtube.com/watch?v=ZrGwXMbGb1g</p>
NOTES					TO DO

Unit	Goals	Vocabulary/ Grammar	Activities	Assesments	Resources
Introducing yourself/Greetings	To know how to introduce him/herself. To know how to use greetings according to the time of the day and feelings.	Introduce self Hola-Hello ¿Cómo te llamas?/What is your name? Me llamo...-My name is... ¿Dónde vives?/Where do you live? Vivo en Raleigh./I live in Raleigh. ¿De dónde eres?/Where are you from? Soy de Estados Unidos./I am from USA. ¿A qué te dedicas?/What is your job? Soy doctor./I'm a doctor. Hasta el domingo./See you on Sunday. Nos vemos./See you. ¡Adios!/Bye! Greetings Buenos días, Tom. Estoy feliz. Buenas tardes Buenas noches	Complete the conversation. Create a conversation by partners. Draw and write a sentence with each greeting.	Test: They should be able to listen to the teacher and to answer the questions in the conversation (introducing yourself). They should be able to recognise the meaning of the words through a picture, by doing the actions learned in class and by completing the sentence with one word at least (greetings): Buenos días, mamá! Me siento .../Buenas tardes, Señorita A./Buenas noches, familia!.	Uncomplete dialogues Create dialogues Video: https://www.youtube.com/watch?v=kDu8pFbnRc
<u>Colors</u>	To recognize colors To create sentences with colors.	Rojo-Red Negro-Black Naranja/Anaranjado-Orange Amarillo-Yellow White-Blanco Gris-Grey Azul-Blue Verde-Green Morado-Purple Café/Marrón-Brown	Listen to the teacher and color a picture). Create sentences with the pictures and its colors.	Test (color, match, write)	Videos: https://www.youtube.com/watch?v=M9hxEpBvKdA http://www.youtube.com/watch?v=DsRkoZGaoEM https://www.youtube.com/watch?v=j301MCENtwQ https://www.youtube.com/watch?v=uUlbAcZzH2o
<u>Hispanic countries</u>	To learn facts about an assigned Hispanic country.	Bandera-Flag Mapa-Map Capital-Capital city Comida-Food Moneda-Money Religión-Religion Sports-Deportes Sitios Turísticos-Attractions Datos importantes-Facts	Bandera-Flag Mapa-Map Capital-Capital city Comida-Food Moneda-Money Religión-Religion Sports-Deportes Sitios Turísticos-Attractions Datos importantes-Facts	Research about an assigned Hispanic Country. Fill in the research guide. Project Guide and Oral Presentaion	Research guide Country facts Presentation Rubric

Numbers	<p>To count numbers 0-1000.</p> <p>To recognize the number, to write the number in figures and words and, to represent the quantity.</p> <p>To read and write addition, subtraction and multiplication equations in Spanish.</p>		<p>Handouts related to counting, recognizing, writing and representing numbers.</p> <p>Handouts were they need to solve and write addition, subtraction and multiplication equations.</p>	<p>Test: count, recognize the number, write the numbers in figures and words and match/represent the quantity to the figure or word. They will also read and write addition, subtraction and multiplication equations in Spanish.</p>	<p>Videos:</p> <p>https://www.youtube.com/watch?v=cd_cTyNLHLw</p> <p>https://www.youtube.com/watch?v=sz6FCG3ZVJ8&list=PLHP6XmGEwKzKLtQjQwdFn6-0s2jmKud9&index=7</p> <p>https://www.youtube.com/watch?v=rjD5gson8Eo</p> <p>https://www.youtube.com/watch?v=Z608hI91G3Y</p> <p>https://www.youtube.com/watch?v=27KsV2MUKGU</p>
La Navidad	<p>To learn vocabulary related to Christmas.</p> <p>To compare Hispanic Christmas Traditions with their own Christmas Traditions.</p>		<p>Color Christmas objects and write sentences that describe the objects.</p>	<p>Pictures and sentences written.</p>	<p>Videos:</p> <p>Tutaina</p> <p>Tutaina, Villancico Animado - Canticuentos - YouTube</p> <p>Mi burrito Sábanero</p> <p>https://www.youtube.com/watch?v=lJawRaON8h0</p> <p>Video:</p> <p>https://www.youtube.com/watch?v=zHxg73ppMbs</p>
La Familia	<p>To recognise Family Members</p> <p>-To Identify family relationships:</p> <p>Example: La mamá de mi mamá es mi _____ abuela.</p> <p>El papá de mi primo es mi _____ tío.</p> <p>-To be able to create their Family tree.</p>	<p>Papá-Dad</p> <p>Mamá-Mom</p> <p>Hijo-Son</p> <p>Hija-Daughter</p> <p>Hermano-Brother</p> <p>Hermana-Sister</p> <p>Abuelo-Grandfather</p> <p>Abuela-Grandmother</p> <p>Bisabuelo-Grand-grandfather</p> <p>Bisabuela-Grand-grandmother</p> <p>Tío-Uncle</p> <p>Tía-Aunt</p> <p>Primo-Male cousin</p> <p>Prima-female cousin</p> <p>Primos-2 or more male cousins</p> <p>Primas-2 or more female cousins</p> <p>A male and a female cousins</p>	<p>Draw family members.</p> <p>Write expressions to introduce and describe each family member, as well as mention an action they can do in infinitive form: Ella puede caminar.</p> <p>Create their own Family Trees.</p>	<p>Test: draw, match, write.</p>	<p>Videos:</p> <p>https://www.youtube.com/watch?app=desktop&v=yFwulprnNvQ</p> <p>https://www.youtube.com/watch?app=desktop&v=EgN_w3dqMU0&feature=youtu.be</p> <p>https://www.youtube.com/watch?v=oAwHqX55FB8</p> <p>La familia - The Family (Español - Ingles) Video para niños - YouTube</p> <p>La Familia - video educativo para niños - YouTube</p> <p>La Familia - El árbol genealógico para niños - Vocabulario - Papá, mamá, hermano, abuelos, tíos... - YouTube</p>

NOTES					TO DO

[illegible]

[illegible]

NOTES					

Unit	Goals	Vocabulary/ Grammar	Activities	Assesments	Resources
Review Unit- Para Empezar	-Reinforce vocabulary learned last year in 6th grade	<ul style="list-style-type: none"> -Greet people at different times of the day -tell time -describe weather conditions and seasons -Recognize and spell letters of the alphabet -Activities people like to do -adjectives -school subjects, schedules, and objects in the class -meals and menus -ealthy and unhealthy lifestyles, food, health, and exercise choices -Food groups -Places to go in the community and leisure activities to do during free time -Extending, accepting, and declining invitations -Sports and activities outside of school -Infinitives, negatives -Expresing likes and dislikes -expresing agreements or disagreements -definite and indefinite adjectives -word order: placement of the adjectives -plurals of nouns and articles -me gusta/an, me encanta/an -words to describe location -plural of adjectives -subject pronouns -Verb AR, present tense -present tense of ER and IR verbs -asking questions -the verb ESTAR -the verb SER -the VERB IR + A + Place -IR + A + Infinitive -The verb Jugar 	<ul style="list-style-type: none"> -readings -workbook activities -notes -games -videos -Culture exploration: <ul style="list-style-type: none"> -Quinceañera -El mate 	<ul style="list-style-type: none"> -quiz -oral conversation -class participation 	<ul style="list-style-type: none"> -Auténtico Student Book A -Auténtico Workbook A -Google slides -Google Forms

NOTES					TO DO

Unit	Goals	Vocabulary/ Grammar	Activities	Assesments	Resources
Para Empezar	-Review 7th grade vocabulary and grammar	<ul style="list-style-type: none"> -Family members and family relationships -Celebrations -Pets -Telling age -Party decoration and celebration activities -Restaurant meals and service, food and table settings -Expressing needs -Describing people physical features -Descriptions of bedrooms and colors, bedroom items -Colors -Household chores -Houses and apartments -Describing, comparing, and contrasting -Possessive Adjectives -The superlatives -The verb SER and ESTAR -Stem changing verbs -The verb TENER -The verb VENIR -The verbs verbs PODER -The verb DORMIR -Affirmative Tú commands -The present progressive tense 	<ul style="list-style-type: none"> -Readings -Workbook activities -Notes -Videos -Games 	<ul style="list-style-type: none"> -Quiz -Oral conversation -Class participation 	<ul style="list-style-type: none"> -Auténtico Student Book B -Auténtico Workbook B -Google slides -Google Forms
Unit 7A	-How much is it?	<ul style="list-style-type: none"> -Listen to conversations and read about clothes and shopping -Talk and write about shopping plans and gifts -Exchange information while purchasing and item of clothing -Shopping -Clothing -Prices and numbers -Stem-changing verbs: PENSAR, QUERER, and PREFERIR -Demonstrative adjectives 	<ul style="list-style-type: none"> -Readings -Workbook activities -Notes -Videos -Games -Culture exploration: La Tomatina 	<ul style="list-style-type: none"> -Quiz -Oral conversation -Class participation 	<ul style="list-style-type: none"> -Auténtico Student Book B -Auténtico Workbook B -Google slides -Google Forms
Unit 7B	-What a present!(Qué regalo!)	<ul style="list-style-type: none"> -Listen and read descriptions of gifts and gift stores -Talk and write about items you've bought and their price -Exchange information while comparing gifts and price -Stores and online shopping -Gifts and clothing accessories -Expressions to describe past events -The preterite of –AR VERBS -The preterite of verbs ending in –CAR and –GAR -Direct object pronouns 	<ul style="list-style-type: none"> -Readings -Workbook activities -Notes -Videos -Games -Culture exploration: The Running of the Bulls 	<ul style="list-style-type: none"> -Quiz -Oral conversation -Class participation 	<ul style="list-style-type: none"> -Auténtico Student Book B -Auténtico Workbook B -Google slides -Google Forms

Unit 8A	-On vacation (De vacaciones)	<ul style="list-style-type: none"> -Listen to and read descriptions of trips and vacations -Talk and write about favorite and imaginary trips -Exchange information while describing your best vacation -Vacation destinations and activities -Modes of transportations -Attractions, parks, and animals -Expressions to talk about a trip or vacation -The preterit of –ER and –IR verbs -The preterit of the verb IR 	<ul style="list-style-type: none"> -Readings -Workbook activities -Notes -Videos -Games -Culture exploration: Diego Rivera 	<ul style="list-style-type: none"> -Quiz -Oral conversation -Class participation 	<ul style="list-style-type: none"> -Auténtico Student Book B -Auténtico Workbook B -Google slides -Google Forms
Unit 8B	-Helping in the community	<ul style="list-style-type: none"> -Listen to and read about community service -Talk and write about volunteer activities and recycling -Exchange information about volunteering -Recycling -Places in the community -Volunteer work -Present tense of DECIR -Indirect pronouns -The preterit of HACER and DAR 	<ul style="list-style-type: none"> -Readings -Workbook activities -Notes -Videos -Games -Culture exploration: Frida Kahlo 	<ul style="list-style-type: none"> -quiz -oral conversation -class participation 	<ul style="list-style-type: none"> -Auténtico Student Book B -Auténtico Workbook B -Google slides -Google Forms
Unit 9A	-The movie theatre and the TV (El cine y la television)	<ul style="list-style-type: none"> -Listen to and read different opinions about television -Talk and write about television programs and movies -Exchange information while sharing opinions about television and film -Television programs -Movies -Words and expressions to give opinions -ACABAR de + infinitive -GUSTAR and similar verbs 	<ul style="list-style-type: none"> -Readings -Workbook activities -Notes -Videos -Games -Culture exploration: Holy Week in Spain 	<ul style="list-style-type: none"> -Quiz -Oral conversation -Class participation 	<ul style="list-style-type: none"> -Auténtico Student Book B -Auténtico Workbook B -Google slides -Google Forms
Unit 9B	-The technology (La tecnología)	<ul style="list-style-type: none"> -Listen to and read conversations about computers -Talk about the internet and write a Web profile -Exchange information about Internet use and the benefits of computers -Communications -Computer-related activities -Internet and digital products -The present tense of PEDIR and SERVIR -SABER and CONOCER 	<ul style="list-style-type: none"> -Readings -Workbook activities -Notes -Videos -Games -Culture exploration: Cinco de Mayo 	<ul style="list-style-type: none"> -Quiz -Oral conversation -Class participation 	<ul style="list-style-type: none"> -Auténtico Student Book B -Auténtico Workbook B -Google slides -Google Forms
Final Exam		-All topics learned during this year		Exam	

NOTES					TO DO